


Celebrating clear-cut lines and discreet elegance, the Cylinder family is available in various combinations of materials, offering a wide choice of sound modules ready to harmonize with different landscapes and settings.

Distinguished by a warm and clean tonal balance, the **Tall Cylinder** is an omnidirectional full-range speaker; its balanced dimensions and neat lines make it ideal for any setting, both indoor and outdoor. Now finally available also in the **Lighting Mood** version creating an enchanted alchemy between light and sound.

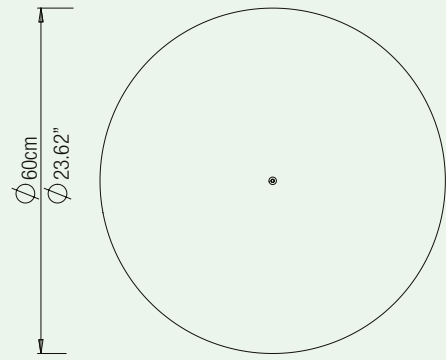
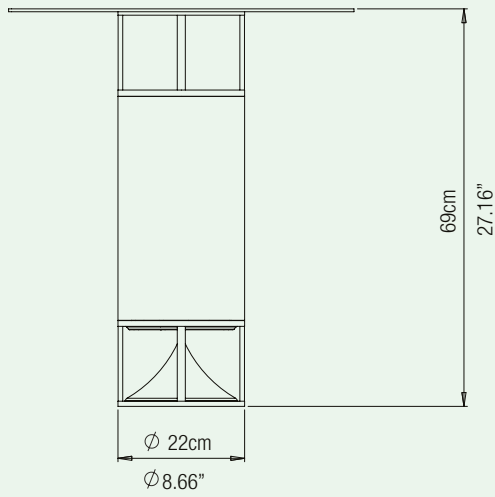


CYLINDER_TABLE

ARCHETYPICAL SHAPE FOR AN EXCELLENT SOUND QUALITY



ARCHITETTURA SONORA



Dimensions: 69h x 60 Øm (27.16h x 23.62Øinches)

Weight: 25kg (55 pounds) in marble - 20kg (44 pounds) in concrete

SPECIFICATIONS

Speaker Type: 6" Dual Concentric

Nominal Impedence: 8Ω

Crossover: Two way on board

Frequency Range: 55-20.000HZ (-6dB)

Sensitivity (1W-1m): 89dB

Speaker peak power: 300W

Speaker RMS POWER: 150W

Recommended amplifier power: 200W (Class D)

Lighting Mood specs (optional)

Light Source Led module 1x7W

Rated Output 7W

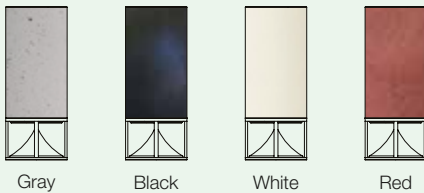
Power Supply 90-260V

Light Color Temperature 3000K

BUILD YOUR OWN SPEAKER

BODY MATERIALS

CONCRETE



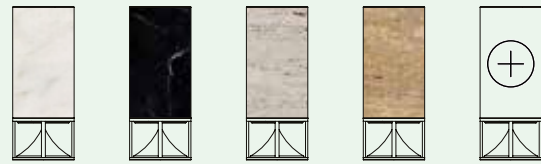
Gray

Black

White

Red

MARBLE, TRAVERTINE, ALTERNATIVE STONES



White Carrara


Black Marquina

Classic Travertine

Walnut Travertine

Pick your favourite stone

FRAME AND BASE MATERIALS



Stainless steel

Brass

Painted Graphite Aluminium

Painted Silver Aluminium